


















Garlieston Club Campsite

Site Map Key

-  Accessible Toilet
-  Assembly Point
-  Chemical Toilet Emptying Point
-  Dishwashing Area
-  Dog Waste Bins
-  Fire Point
-  Information Room
-  Laundry
-  Motorhome Service Point
-  Recycling Point
-  Service Point
-  Site Manager
-  Toilet Block



Pitch Guide

Pitch type	Peg colour	Hardstanding	Grass
Standard with awning	White		
Standard without awning	Blue		

Site Information

Safety on site

Fire point

Fire points with alarms are located at Harbour area toilet block, Walled garden toilet block and opposite pitch 58, outside reception.

Please check where your nearest fire point is so you can raise the alarm if you discover a fire, make a note of where the assembly point is and read the fire action notice. Fire extinguishers are provided at the fire points. If fire breaks out, follow the Site Staff's instructions. Keep your children safe by making them aware of the danger of emergency services rushing to the scene. In the event of fire, there are alarm bells at service points, the assembly point is shown on the site plan.

Dogs and other Pets

Please exercise your dog in the dog walk/areas, where provided. We know accidents can't always be avoided, but please clean up quickly and use the dog bins provided. Unless you have an assistance dog, dogs aren't allowed in the toilet blocks, laundry rooms or dishwashing areas.

Supervision of children

Parents or guardians are responsible for the safety of children in their care at all times whilst on site. Play areas are never entirely risk free, so we ask children are supervised by an adult. Please remember you are responsible for your children on site.

Vehicles and cycles

For the safety and enjoyment of everyone on site, please keep your speed down. The speed limit on all sites is 5mph; that's 1st gear. Pedestrians always have priority over vehicles when crossing site roads. Please expect that young children may move around your vehicle carelessly, because they have little understanding of road risks, and adapt your driving technique to allow for this.

Please make sure you follow one-way systems and there should be no cycling on site during the hours of darkness.

Visitors

Please ask your visitors to go to reception on arrival. Please meet after-hours visitors at reception.

Site facilities

Toilets and showers

The cleaning times are 10:30 – 12:00 for the Harbour Side block and 13:00 – 14:30 for the Walled Garden block.

Laundry

Please do not hang washing lines between trees or on the fences.

Pitches

Pitch care

Please lift awning ground sheets daily on grass pitches.

Motorhomes

If your pitch is left unoccupied, please leave your motorhome sign on display.

Vacating your pitch

If you wish to stay after 12 noon on your day of departure, please ask at reception.

Barbecues

Barbecues are allowed on site, but please keep them off the grass.

Electric hook-up

The cost of electricity is included in your pitch fee, please think of the environment by considering your electricity use.

Wi-Fi

Wi-Fi is available. Please visit camc.com/Wifi for more information about our Wi-Fi service.

TV Reception

The TV reception is good.

Site contact details:

**Garlieston Caravan and
Motorhome Club Campsite
Garlieston
Newton Stewart
DG8 8BS**

Telephone: 01988 600636

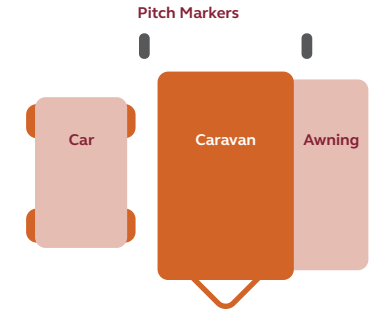
Emergency details:

In the event of an emergency outside of office hours please call 999 if required, then contact the Site Staff on the emergency number below.

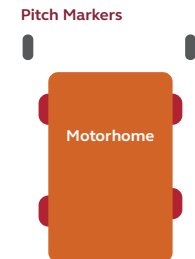
**Emergency out-of-hours number:
07510 662577**

Parking Guide

Car and Caravan



Motorhome



To avoid the spread of fire there must be at least 6 metres between facing walls of adjacent outfits, and 3 metres of space in any direction.

To help us keep you safe please park your caravan or motorhome between the two pitch markers. If you wish to park in a different way, please check with Site Staff.