






















Southland Club Campsite

Site Map Key

-  Accessible Room
-  Assembly Point
-  Assistant Site Manager
-  Baby and Toddler Facilities
-  Chemical Toilet Emptying Point
-  Dishwashing Area
-  Dog Pit Stop
-  Dog Walk
-  Dog Wash
-  Drinking Water
-  Late Night Arrivals Area
-  Laundry
-  Motorhome Service Point
-  Parking
-  Play Area
-  Safari Tent
-  Service Point
-  Site Manager
-  Storage Compound
-  Tent Area
-  Toilet Block

Pitch Guide

Pitch type	Peg colour	Hardstanding	Grass
Standard with awning	White		
Standard without awning	Blue		
Serviced	Red		
Tent with EHU	Yellow		



Site Information

Arrival

We are trialling a new Fast Check-in service on this site from late April 2023. You will have the choice to arrive and go to reception to check-in or, for faster access please pay by midnight the day before your stay and ensure your vehicle registration is up to date on our systems. You will then be able to join the 'Fast check-in' lane upon arrival. Once you arrive at the barrier from midday, our cameras will verify your registration, a welcome screen will remind you of the pitch type you have booked and you will be able to proceed onto site. Once pitched up you will receive a text message asking you to reply with your pitch number, this means you no longer have to go back to reception and do not require a barrier card to enter the site.

Safety on site

Fire point

Please check where your nearest fire point is so you can raise the alarm if you discover a fire, make a note of where the assembly point is and read the fire action notice. Fire extinguishers are provided at the fire points. If fire breaks out, follow the Site Staff's instructions. Keep your children safe by making them aware of the danger of emergency services rushing to the scene. In the event of fire, alarm/warning bells are located at each service point. Assembly point is marked on the site plan.

Dogs and other Pets

You are responsible for your pet's behaviour. Please make sure your pet is under control at all times; dogs must be kept on a secure lead no more than 2 metres long. Please exercise your dog in the dog walk/areas, where provided. We know accidents can't always be avoided, but please clean up quickly and use the dog bins provided. Unless you have an assistance dog, dogs aren't allowed in the toilet blocks, laundry rooms or dishwashing areas.

Vehicles and cycles

For the safety and enjoyment of everyone on site, please keep your speed down. The speed limit on all sites is 5mph; that's 1st gear. Pedestrians always have priority over vehicles when crossing site roads. Please expect that young children may move around your vehicle carelessly, because they have little understanding of road risks, and adapt your driving technique to allow for this.

Please make sure you follow one-way systems and there should be no cycling on site during the hours of darkness.

Supervision of children

Parents or guardians are responsible for the safety of children in their care at all times whilst on site. Play areas are never entirely risk free, so we ask children are supervised by an adult. Please remember you are responsible for your children on site.

Site facilities

Toilets and showers

The toilet block is closed for cleaning at the times shown on the block doors. Please ensure that children are supervised by an adult at all times.

Laundry

Prices: Washing machine £4.00, Tumble dryer £1.00, Rinse & Spin £1.00 per 15min cycle. Washing sinks are also available. Please do not hang washing lines between trees or on fences.

Pitches

Pitch care

Please lift awning ground sheets daily.

Motorhomes

If your pitch is left unoccupied, please leave your motorhome sign on display.

Vacating your pitch

If you wish to stay after 12 noon on your day of departure please enquire at reception.

Barbecues

These are allowed on site but open fires are not. Please keep barbecues off the grass.

Electric hook-up

The costs of electricity are included in your pitch fee, but please think of the environment by considering your electricity use.

Wi-Fi

Wi-Fi is available. Please visit camc.com/Wifi for more information about our Wi-Fi service.

Site contact details:

**Southland Caravan and
Motorhome Club Campsite**
Winford Road
Newchurch
Sandown
Isle Of Wight
PO36 0LZ

Telephone: 01983 865385

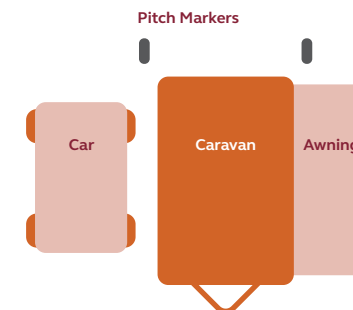
Emergency details:

In the event of an emergency outside of office hours please call 999 if required, then contact the Site Staff on the emergency number below.

**Emergency out-of-hours number:
07930 893392**

Parking Guide

Car and Caravan



Motorhome



To avoid the spread of fire there must be at least 6 metres between facing walls of adjacent outfits, and 3 metres of space in any direction.

To help us keep you safe please park your caravan or motorhome between the two pitch markers. If you wish to park in a different way, please check with Site Staff.